



# Fairstone Market 100 (the “Fund”)

<b>Managed by</b> 	<b>Primary asset class</b> Multi-Asset	<b>Risk rating</b> 30 April 2026 	<b>Management Style</b> The manager actively set the investment direction, and they use index funds to implement those choices efficiently
--	---	---	---

The Fairstone Market 100 Fund is an innovative way of delivering long term returns from a widely diversified investment portfolio. Fairstone employs the services of global research teams to define a mix of shares, bonds, property and cash that represents their assessment, of the economic environment and its outlook. Stock markets tend to drive the majority of long-term returns but carry some risks. Therefore, the maximum exposure to shares is capped at 100%.

The objective of the Fund is to generate capital growth over the long-term. The fund aims to meet this objective by investing in a diversified portfolio consisting primarily of equities, fixed income securities and global real estate securities.

You can find for more information on the operation, risks, and benefits of investing in this fund at [www.fairstone.ie](http://www.fairstone.ie).

## Fund Asset Allocation

Initial Asset Allocation as of 30 April 2026		
	No of Holdings	Portfolio Weighting
<b>Equities</b>		<b>90.70 %</b>
Vanguard U.S. 500 Stk Idx Ins Pl € Acc	504	16.68 %
Vanguard Em Mkts Stk Idx Ins Pl € Acc	1,228	11.30 %
Vanguard €z Stk Idx Ins Pl € Acc	229	10.43 %
Vanguard Glb Small-Cp Idx Ins Pl € Acc	3,890	7.57 %
Vanguard Pac exjpn Stk Idx Ins Pl € Acc	94	1.87 %
Fidelity S&P 500 Index EUR P Acc	510	16.68 %
Fidelity MSCI Japan Index EUR P Acc	187	4.33 %
iShares North America Idx (IE) D Acc€	1,489	16.67 %
iShares UK Index (IE) D Acc EUR	77	5.17 %
<b>Alternatives</b>		<b>4.34 %</b>
iShares Dev RI Ett Idx (IE) D Acc €	1,675	4.34 %
<b>Fixed Income</b>		<b>3.96 %</b>
Vanguard Glb Bd Idx Ins Pl € H Acc	16,104	1.98 %
Vanguard Glb Corp Bd Idx Ins Pl € H Acc	10,759	1.98 %
<b>Cash</b>		<b>1.00 %</b>
CASH		1.00 %

## Gross Performance

Cumulative Returns as of 30 April 2026*	
YTD	5.90 %
1 Year	23.44 %
3 Years	51.86 %
5 Years	59.12 %
10 Years	159.81 %

## Country Breakdown of Equity Content

As of 30 April 2026*		
	United States	59.7 %
	Japan	5.9 %
	United Kingdom	5.7 %
	France	3.0 %
	Germany	3.0 %
	China	2.9 %
	Taiwan	2.7 %
	Netherlands	1.9 %
	South Korea	1.9 %
	Australia	1.8 %
	Other	11.4 %
	<b>Total</b>	<b>100.0 %</b>

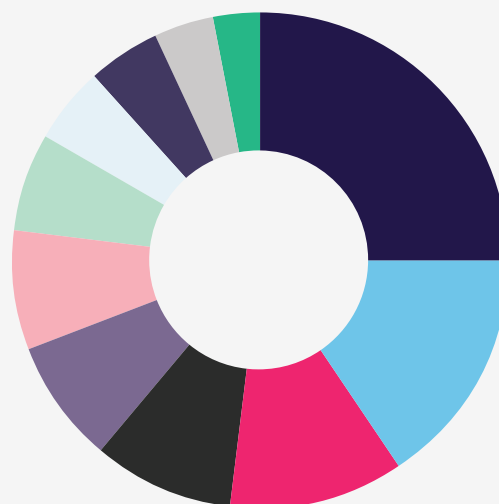
\* Figures may not always sum to total due to rounding.  
\* These allocations will change over time and are not fixed.

## Calendar year returns gross of fees to as of 30 April 2026\*

YTD	5.90 %
2025	7.71 %
2024	21.21 %
2023	15.52 %
2022	-12.24 %
2021	25.57 %

## Equity investment by sector as of 30 April 2026

● Technology	25.0 %
● Financial Services	15.7 %
● Industrials	11.3 %
● Consumer Cyclical	9.2 %
● Healthcare	7.9 %
● Communication Services	7.8 %
● Real Estate	6.7 %
● Consumer Defensive	5.0 %
● Energy	4.5 %
● Basic Materials	4.0 %
● Utilities	2.9 %



\* Source Fairstone Private Wealth Ltd. to 30 April 2026. The returns illustrated are based on those of the underlying funds net of fund charges (management fees, trading costs etc). This does not include the Aviva fund costs or other charges as may apply. Details of all charges for a particular product are available on request.

## Investment Principles

### FOCUS ON THE LONG TERM

Building wealth takes patience. By staying committed to your long-term goals and avoiding short-term market fluctuations, you can navigate challenges and are far more likely to benefit from overall market growth.

### DIVERSIFY YOUR INVESTMENTS

Spreading your investments across different asset classes helps cushion the impact if one underperforms while others thrive, keeping your financial journey on track.

### BALANCE RISK AND REWARD

Higher-risk investments, such as shares, offer greater potential returns but come with increased volatility. Lower-risk assets, like bonds, provide stability but grow at a slower pace. A well-balanced portfolio, tailored to your goals and risk tolerance, is key to long-term success.

### HARNESS THE POWER OF COMPOUND RETURNS

Re-investing your returns creates a snowball effect, helping your wealth grow faster over time. With patience and consistency, compounding can become one of the most powerful tools in your investment strategy.

## Fund structure

The Fairstone Market 100 Fund is an Aviva unit linked fund that invests in units of the Prescient Fairstone Market 100 Fund, a sub fund of the Prescient Global Funds ICAV (Irish Collective Asset-management Vehicle are regulated funds and, therefore, have all of the benefits of a regulated structure). The assets and liabilities of each sub-fund of the ICAV are segregated subject to the provisions of Irish law. The Prospectus and Periodic Reports are prepared for the entire ICAV. You can find out more information about the ICAV in the Prospectus.

**Warning: These figures are estimates only. They are not a reliable guide to the future performance of your investment.**

**Warning: Past performance is not a reliable guide to future performance.**

**Warning: The value of your investment may go down as well as up.**

**Warning: If you invest in this product you may lose some or all of the money you invest.**

**Warning: These products may be affected by changes in currency exchange rates.**

Performance prior to 9 September 2025 is based on simulated past performance. In order to produce an indication of how the portfolio would have performed in the past, we have produced simulated past performance to 9 September 2025. The simulated performance is based on the actual performance history of the funds within the portfolio, using our historical tactical asset allocation, rebalanced annually to 1 September 2023 and quarterly thereafter.